

# MINIMAX

## MOBILE SERVICES



## CARBON DIOXIDE EXTINGUISHERS

C 10, C 20 and C 30

### PRODUCT

- ▶ Fire extinguishers using the natural extinguishant carbon dioxide are the ideal tool for fighting initial fires of fire class B.

The extinguishing force is based on the smothering effect of carbon dioxide. The gas extinguishes fires without leaving any residue and is not electrically conductive.

### RANGE OF APPLICATION

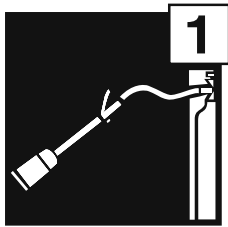
- ▶ The extinguishing gas carbon dioxide is used wherever fires involving liquid or liquefying materials are to be fought.
- ▶ Typical areas of use are:
  - Electrical and electronic equipment
  - Cleanest and clean rooms
  - Chemical industry
  - Areas subject to special hygienic requirements
  - Plants and machinery
  - Paint shops

### YOUR ADVANTAGES

- ▶ Extinguishant leaves no residues
- ▶ Very effective extinguishing force
- ▶ Easy to use thanks to standard method of operation
- ▶ Amount used can be closely controlled since the stream of extinguishant can be switched off at any time
- ▶ High level of operational reliability
- ▶ Maintenance-friendly
- ▶ Easy to transport
- ▶ Environmentally friendly



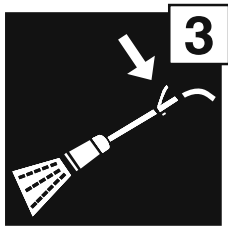
## OPERATION AND FUNCTION



1 Take the fire fighting device out of the bracket and lay out the extinguishing hose to its full length, making sure there are no bends in it.



2 Open the turn valve.



3 Press the valve lever down and point the discharge pipe at the source of the fire.

- ▶ When the extinguishing hose has been laid out and the turn valve opened, the extinguishing gas pours into the extinguishing hose. Pressing down the valve lever forces the gas out through the discharge pipe. The flow of extinguishant can be cut off at any time by operating the valve lever.
- ▶ Always extinguish fires involving liquids with one continuous activation of the lever!
- ▶ After using the extinguisher: Close the turn valve, release the pressure in the extinguishing hose and put the discharge pipe and extinguishing hose properly back in the bracket. After it has been used in extinguishing a fire, the unit must be refilled immediately – even when its contents have only been partly used – in order to bring it back to a state of operational readiness.

## TECHNICAL DATA

Type	Trolley	Extinguishant container*	Container design	Mode of activation	Fire fighting device	Hose lengths
C10	Steel tube, black, RAL 9005, with support bracket and retainer for the fire fighting device	Compressed gas cylinder w. 10 kg CO <sub>2</sub> , RAL 3000	Type-approved turn valve in accordance with the regulation on pressure vessels, riser tube, overpressure safety control device, protective cap for use during transport	Manual activation via the turn valve	Discharge pipe, extension pipe and rubber handgrip, high-pressure extinguishing hose and valve lever	6 m
C20		Compressed gas cylinder w. 20 kg CO <sub>2</sub> , RAL 3000				6 or 10 m
C30		Compressed gas cylinder w. 30 kg CO <sub>2</sub> , RAL 3000				6 or 10 m

\* Gas cylinders that are type approved according to regulation 2010/35/EU are used as extinguishant cylinders.

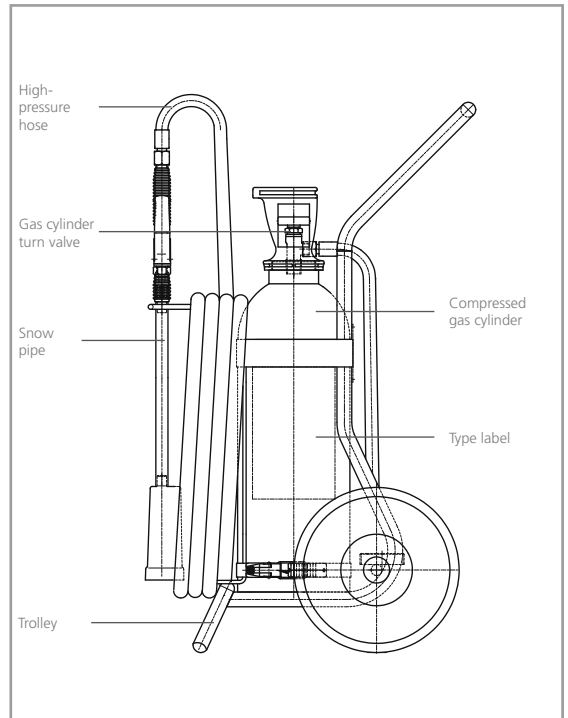
Type	Official approval no.	Extinguishant quantity kg	Extinguishing agent kg	Test pressure bar	Operating pressure at +20 °C approx. bar	Discharge rate at room temperature approx. kg/s	Spraying range approx. m	Operating temperature °C	Rating	Dimensions			Weight (filled) approx. kg
										Width approx. mm	Height approx. mm	Length approx. mm	
C10	P 3-3/99	10	Carbon dioxide	250	58	0,6	3	-30 to +60	144	455	1.000	610	50
C20	P 3-4/99	20	Carbon dioxide	250	58	0,6	3	-30 to +60	2 x 144	455	1.270	610	72
C30	P 3-5/99	30	Carbon dioxide	250	58	0,6	3	-30 to +60	3 x 144	455	1.175	665	99

Subject to technical alterations.

Follow Minimax Mobile Services on [LinkedIn](#), [XING](#), [Facebook](#) and [YouTube](#).



Minimax Mobile Services GmbH  
Export Department  
Minimaxstraße 1  
D-72574 Bad Urach  
Tel.: +49 (0)7125 154-123  
Fax: +49 (0)7125 154-166  
E-Mail: zentrale@minimax.de  
www.minimax-mobile.com



## MAINTENANCE

- ▶ Fire extinguishers must be regularly checked, maintained and serviced by authorised persons.
- ▶ Your Minimax service can undertake all the required testing and filling services.
- ▶ Suitable up to 1,000 volts at 1 m minimum spacing. Over 1,000 volts comply with DIN VDE 0132.
- ▶ Please bear in mind the properties of the CO<sub>2</sub> extinguishant when used in narrow spaces, which are difficult to ventilate!