

MINIMAX

MOBILE SERVICES



COMPRESSED AIR FOAM FIRE EXTINGUISHING UNIT

WS 10 n-CAFS

PRODUCT

- ▶ The above-average performance of the compressed air foam fire extinguishing unit WS 10 n-CAFS is complemented by the tried and proven characteristics such as reliability, ease of maintenance and sturdiness.
- ▶ The fire extinguisher with the AB-Premix extinguishing agent is designed for fighting incipient fires in fire classes A and B.
- ▶ For fires of fire class A, a high extinguishing performance is achieved through the active salts in the Minimaxol green extinguishing agent.
- ▶ For fires of fire class B, the AFFF solution extinguishes by means of the separation effect, where an aqueous film insulates the further oxygen supply so that reignition and rising vapour are also prevented.

RANGE OF APPLICATION

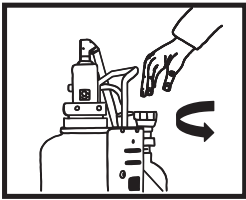
- ▶ The compressed air foam fire extinguishing unit WS 10 n-CAFS is used primarily where incipient fires have to be abated with larger quantities of foam in shortest time.
- ▶ AFFF solutions possess very good extinguishing characteristics. The mixing chamber technology produces an excellent, constant foam quality with high adhesion on vertical surfaces and ceilings.
- ▶ Typical applications are:
 - fire brigade operational areas
 - production areas
 - archive and storage areas
 - waste recovery and disposal
 - agriculture
 - chemical industry
 - mineral and petrochemical
 - car parks
 - feedstuffs industry

YOUR ADVANTAGES

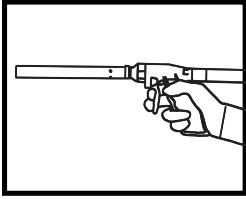
- ▶ Large discharge range for an optimum safety distance and ideal penetration depths can be realised
- ▶ The dense and homogeneous foam structure ensures good adhesion, even also on vertical surfaces and ceilings
- ▶ Very good extinguishing effect, especially with problematic substances such as plastic, rubber or oil and mixtures of such substances
- ▶ Reduces the risk of reignition by switching over from wet to dry foam
- ▶ Optimised extinguishing agent jet and continuous discharge range
- ▶ Long operating time and economical dispensing through an extinguishing agent jet that can be shut-off at any time
- ▶ Easily removable extinguishing agent residues
- ▶ Simple and quick refilling
- ▶ High-quality materials



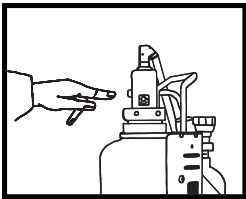
OPERATION AND FUNCTION



Remove pistol from the holder and lay out the hose kink-free. Completely turn the compressed air cylinder.



Aim the pistol at the target area, press the trigger.




Switch from wet to dry foam as required by pushing the pin.

- ▶ After completely unscrewing the compressed air cylinder valve, the compressed air flows through the pressure reducer and the compressed air line into the extinguishing cylinder. The extinguishing agent reaches the discharge pistol through the riser tube, the mixing valve and the hose.
- ▶ On reaching the operating pressure of approx. 7 bar, aim the discharge pistol at the fire source and pull the trigger. Switch from wet to dry foam as required by pushing the pin. Pressing the "Wet" button effects the switch to wet foam and pressing the "Dry" button effects the switch to dry foam.
- ▶ After use, close the compressed air cylinder valve.
- ▶ For emptying the extinguishing cylinder completely, actuate the discharge pistol intermittently until the extinguishing cylinder is depressurised. When the extinguishing cylinder is only partially empty, carefully loosen the cap nut and allow the pressure to escape until the extinguishing cylinder is depressurised. After that release the cap nut of the mixing valve completely.
- ▶ The compressed air foam fire extinguishing unit has to be set back into the operating condition again according the filling instruction,

TECHNICAL DATA

Type	Amount of extinguishing solution l	Extinguishing agent	Propellant	Test pressure bar	Operating pressure (max. PS) at +60 °C approx. bar	Operating time approx. s	Discharge range approx. m	Operating temperature range °C	Rating 	Hose length m	Weight approx. kg	Extras
WS 10n-CAFS	10	AB-Premix	compressed air	30	8	55 (wet) 115 (dry)	11,5 (wet) 8 (dry)	0 bis +60	43 A 233 B	2	23,5	Back pack optional
Dimensions W x H x L: approx. 300 x 625 x 220 mm										Subject to technical modifications		



MAINTENANCE

- ▶ Fire extinguishers must be regularly maintained by authorised experts in compliance with DIN 14 406, part 4 and the manufacturer's maintenance instructions.
- ▶ The compressed air cylinder must be regularly inspected in accordance with Directive 2010/35/EU for portable pressure cylinders.
- ▶ All maintenance and filling services will be carried out by Minimax Service.
- ▶ Not suitable for use on electrical systems.

Approved

according to

2014/68/EU

in compliance with

DIN EN 3