

MINIMAX

MOBILE SERVICES



CARBON DIOXIDE FIRE EXTINGUISHERS

CS 2c and CS 5c

PRODUCT

- ▶ Fire extinguishers with the natural extinguishing solution, carbon dioxide, are ideal for tackling developing fires in fire classification B.
- ▶ Extinguishing is achieved by suffocating the fire. Carbon dioxide ensures completely residue-free and non-conductive extinguishing.

APPLICATION

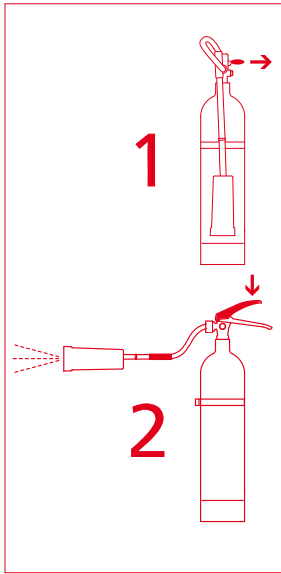
- ▶ Carbon dioxide is used wherever fires involving liquids or liquifiable substances need to be extinguished.
- ▶ Typical areas for use are:
 - electrical and electronic systems
 - clean rooms
 - chemical industry
 - areas with special hygiene requirements
 - sensitive areas and systems

YOUR ADVANTAGES

- ▶ No extinguishing solution residue
- ▶ High extinguishing yield
- ▶ Easy to use with uniform operation
- ▶ Easy flow control with adjustable solution nozzle
- ▶ High-quality steel extinguisher holder
- ▶ Safe-guarded against unintentional activation
- ▶ Maintenance-friendly

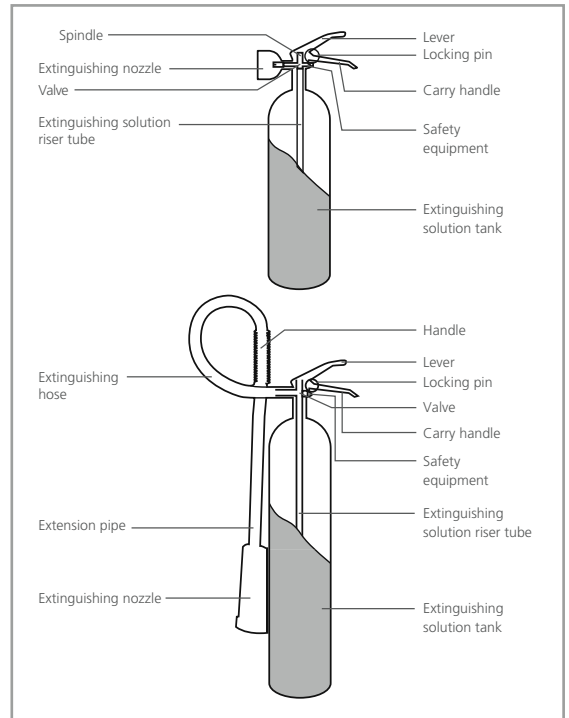


FUNCTION



1 Pull locking pin

2 Direct the extinguishing nozzle towards the fire and press the lever.



- ▶ In order to avoid operating errors, all fire extinguishers should be premises with the same operating controls. Minimax offers easy-to-use extinguishers with uniform single-lever operation for all areas of application and fire classification, thus guaranteeing high levels of safety.
- ▶ After pulling out the lock, the extinguisher is ready to operate. By pressing the lever, the flow is released through the valve lip. The inherent pressure pushes the liquid carbon dioxide through the riser tube and valve body into the nozzle. During this process, the solution is cooled and is released from the nozzle as a snow-gas mixture. The extinguishing solution flow is stopped when the lever is released. Put liquid fires out in one go!


MAINTENANCE

- ▶ Portable fire extinguishers must be maintained regularly by competent persons. The intervals for maintenance of portable fire extinguishers should be done in accordance with the national regulations. The competent person has also to comply the maintenance instructions of the manufacturer.
- ▶ After use – even after only partial emptying – extinguishers must be refilled immediately in order to reinstate operational readiness.
- ▶ All maintenance and filling tasks are to be carried out by your Minimax Service.
- ▶ Warning: Suitable up to 1000 volts at 1 m minimum distance, for volts over 1000, please observe DIN VDE 0132.
- ▶ Please observe the properties of CO₂ extinguishing solution in small spaces with poor ventilation!

Approval

EN 3 

TECHNICAL DATA

Type	Approval no.	Design	Amount of extinguishing solution kg	Extinguishing solution	Test pressure	Working pressure at +20 °C approx. bar	Duration approx. s	Discharge range approx. m	Temperature function range °C	Performance classes* 	Dimensions			Weight without holder approx. kg
											Height approx. mm	Width approx. mm	Ø approx. mm	
CS 2c	SP 121/09	K 2	2	Carbon dioxide	310	58	7	2	-30 to +60	34 B	520	210	105	5,9
CS 5c	SP 83/09	K 5	5	Carbon dioxide	310	58	13	2	-30 to +60	89 B	780	380	136	14,0

* in acc with EN 3.

Subject to technical modifications

Minimax Mobile Services GmbH & Co. KG
Export Department
Minimaxstraße 1
D-72574 Bad Urach
Tel.: +49 (0)7125 154-216
Fax: +49 (0)7125 154-166
E-Mail: exportmobile@minimax.de
www.minimax-mobile.com

